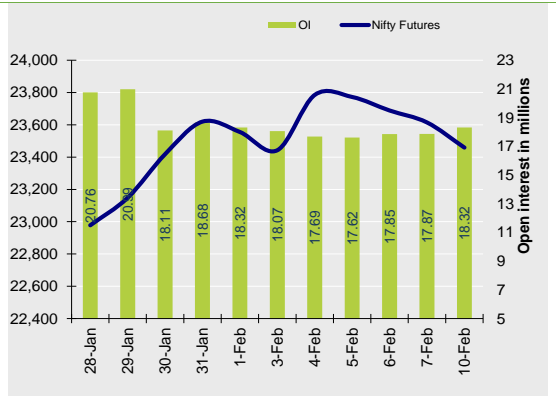


**Nifty Snapshot**

	Close	Prv Cl.	Ab chg	% chg
<b>Spot</b>	23,381.60	23,559.95	-178.35	-0.76
<b>Futures</b>	23,459.15	23,614.95	-155.80	-0.66
<b>OI(ml shr)</b>	18.32	17.87	0.45	2.50
<b>Vol (lots)</b>	74380	101595	-27215	-26.79
<b>COC</b>	77.55	55.00	22.55	41.0
<b>PCR-OI</b>	0.75	0.83	-0.08	-9.8

**Nifty Futures Price v/s OI**



**Institutional Activity in previous trading session**

(in Rs cr.)	Buy	Sell	Net
Index Futures	1976.16	3790.81	-1814.65
Index Options	643658.14	636935.35	6722.79
Stock Futures	15783.11	17780.16	-1997.05
Stock Options	60924.91	62738.49	-1813.58
FII Cash	9,607.92	12,071.64	-2,463.72
DII Cash	9,802.45	8,286.93	1,515.52

**Net FII Activity (in Rs cr.)**

Date	Idx Fut	Stk Fut	Idx Opt	Cash
10-Feb	-1814.7	-1997.1	6722.8	-2464
7-Feb	-1082.9	482.8	7861.7	-470
6-Feb	-1221.5	-6460.9	12436.2	-3550
5-Feb	633.1	-2638.6	-15691.0	-1683
4-Feb	5353.5	7473.7	9022.9	809
3-Feb	-1667.3	-1512.2	-21659.5	-3958

**Technical Pivot (Intraday):**

	S2	S1	PIVOT	R1	R2
NIFTY	23255	23355	23490	23590	23725
BANKNIFTY	49715	49975	50160	50420	50605

(Price is in Rs; OI is in million units; Price chg and OI chg are in percentage) **NB RESEARCH**

**Fresh Longs seen in:**

Scrip	Price	Price chg	OI	OI Chg
BERGEPAIN	487.1	1.2	11.6	13.1
IRCTC	774.6	0.1	16.6	4.6
ICICIBANK	1267.5	0.5	106.1	1.7

**Short Covering seen in:**

Scrip	Price	Price chg	OI	OI Chg
BRITANNIA	4931.1	1.0	3.2	-6.0
SOLARINDS	9217.3	1.0	0.3	-3.7
SHRIRAMFIN	561.6	0.0	37.2	-1.1

**Fresh Shorts seen in:**

Scrip	Price	Price chg	OI	OI Chg
DELHIVERY	294.8	-7.2	12.6	22.3
OIL	399.4	-4.7	10.7	17.0
FINNIFTY	23516.1	-0.5	0.1	15.3

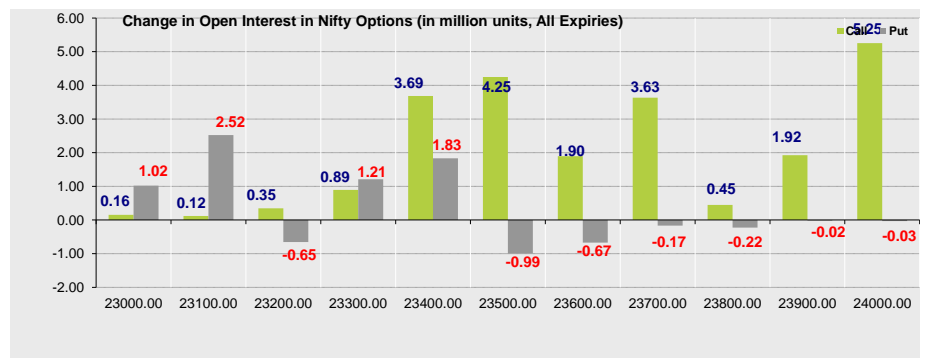
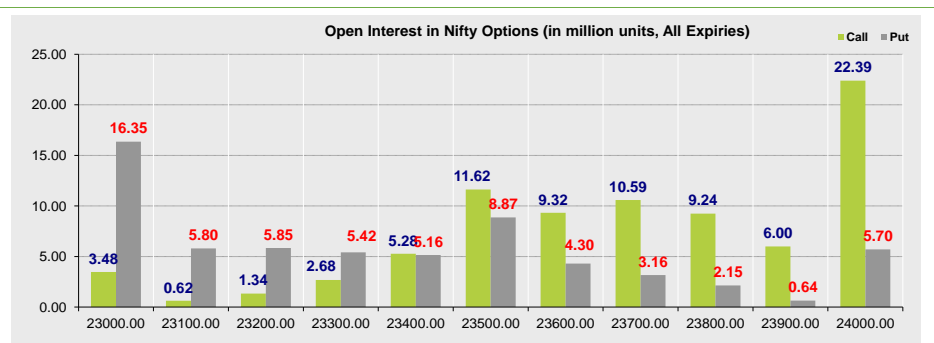
**Long Unwinding seen in:**

Scrip	Price	Price chg	OI	OI Chg
CHAMBLFERT	547.5	-1.9	7.9	-10.4
CUB	172.4	-1.3	25.2	-9.5
ABBOTINDIA	29712.4	-0.5	0.1	-8.6

**Summary**

- Indian markets closed on negative note where selling was mainly seen in Automobiles, Metals, Pharmaceuticals Sectors. Nifty Feb Futures closed at 23459.15 (down 155.80 points) at a premium of 77.55 pts to spot.
- FII's were net sellers in Cash to the tune of 2463.72 Cr and were net sellers in index futures to the tune of 1814.65 Cr.
- India VIX increased by 5.55% to close at 14.45 touching an intraday high of 14.72.

**Open Interest in Nifty Options:**



- The above second chart shows previous trading day's change in Nifty options where Addition in OI were seen in 23700, 23600, 23500, 23400 strike Calls and at 23000, 23100, 23300, 23400 strike Puts indicating market is likely to remain range bound in the near term.
- Highest OI build-up is seen at 24000 strike Calls and 23000 strike Puts, to the tune of 22.39mn and 16.35mn respectively.

**Outlook on Nifty:**

**Index is likely to open on a flat note today and is likely to remain range bound during the day.**

NIFTY50 Options OI (CE OI = Resistance) (PE OI = Support)			
Symbol	Highest CE OI	Highest PE OI	CMP
ADANIPTS	1200	1200	1146
ADANIENT	2800	2800	2300
ASIANPAINT	2400	2100	2274
AXISBANK	1050	1000	1016
BAJAJ-AUTO	10000	9000	8903
BAJAJFINSV	1860	1700	1800
BAJFINANCE	8500	8000	8323
BHARTIARTL	1700	1600	1695
BPCL	270	250	260
BRITANNIA	5000	4500	4931
CIPLA	1500	1260	1461
COALINDIA	400	450	372
DIVISLAB	6200	5400	5954
DRREDDY	1240	1200	1217
EICHERMOT	5500	5200	5339
GRASIM	2500	2460	2476
HCLTECH	1760	1540	1737
HDFCBANK	1760	1700	1723
HDFCLIFE	700	540	637
HEROMOTOCO	4300	4200	4210
HINDALCO	610	600	597
HINDUNILVR	2500	2400	2369
ICICIBANK	1300	1200	1268
ITC	450	400	423
INDUSINDBK	1100	1000	1069

NIFTY50 Options OI (CE OI = Resistance) (PE OI = Support)			
Symbol	Highest CE OI	Highest PE OI	CMP
INFY	1920	1800	1889
IOC	130	120	124
JSWSTEEL	1080	900	962
KOTAKBANK	2000	1900	1965
LT	3600	3300	3343
LTIM	6000	5500	5819
M&M	3300	3000	3150
MARUTI	13200	12000	12956
NESTLEIND	2400	2000	2228
NTPC	340	390	311
ONGC	270	240	244
POWERGRID	300	240	270
RELIANCE	1300	1200	1257
SBILIFE	1460	1460	1454
SBIN	800	700	740
SUNPHARMA	1800	1700	1736
TATACONSUM	1100	900	1030
TATAMOTORS	800	700	697
TATASTEEL	150	120	134
TCS	4200	4000	4043
TECHM	1860	1600	1700
TITAN	3600	3200	3342
ULTRACEMCO	12000	11000	11546
UPL	640	600	637
WIPRO	320	300	319



**Derivative Recommendations:**

Stock Name	Call (Buy/Sell)	Entry price	Targets	Stop Loss	Duration	Status
SRF (Bull Call spread)	Strategy	77	163	30	Positional	Open
BEL 270 PE	Buy	6.5	13	3.5	1-2 Days	Open
NIFTY 23550CE	Buy	78	120	55	1-2 Days	Open

**FROM THE EQUITY DERIVATIVE DESK:**

**NIRAV HARISH CHHEDA**  
AVP - DERIVATIVES AND TECHNICAL RESEARCH  
E-Mail: [nirav.chheda@nirmalbang.com](mailto:nirav.chheda@nirmalbang.com)  
Tel no: 6273-8199/8000

**AMIT BHUPTANI**  
SNR.DERIVATIVES AND TECHNICAL RESEARCH ANALYST  
E-Mail: [amit.bhuptani@nirmalbang.com](mailto:amit.bhuptani@nirmalbang.com)  
Tel no: 6273-8242/8000

**DISCLOSURES**

Research Reports that are published by Nirmal Bang Securities Private Limited (hereinafter referred to as "NBSPL") are for private circulation only. NBSPL is a registered Research Analyst under SEBI (Research Analyst) Regulations, 2014 having Registration no. INH000001766. NBSPL is also a registered Stock Broker with National Stock Exchange of India Limited, BSE Limited, Metropolitan Stock Exchange of India Limited, Multi Commodity Exchange of India Limited, National Commodity and Derivative Exchange Limited and Indian Commodity Exchange Limited in cash and Equity and Commodities derivatives segments.

NBSPL has other business divisions with independent research teams separated by Chinese walls, and therefore may, at times, have different or contrary views on stocks and markets.

NBSPL or its associates have not been debarred / suspended by SEBI or any other regulatory authority for accessing / dealing in securities Market. NBSPL, its associates or analyst or his relatives do not hold any financial interest (Except Investment) in the subject company. NBSPL or its associates or Analyst do not have any conflict or material conflict of interest at the time of publication of the research report with the subject company. NBSPL or its associates or Analyst or his relatives may or may not hold beneficial ownership of 1% or more in the subject company at the end of the month immediately preceding the date of publication of this research report.

NBSPL or its associates / analyst has not received any compensation / managed or co-managed public offering of securities of the company covered by Analyst during the past twelve months. NBSPL or its associates have not received any compensation or other benefits from the company covered by Analyst or third party in connection with the research report. Analyst has not served as an officer, director or employee of Subject Company. NBSPL / analyst has not been engaged in market making activity of the subject company.

Analyst Certification: The research analysts and authors of these reports, hereby certify that the views expressed in this research report accurately reflects my/our personal views about the subject securities, issuers, products, sectors or industries. It is also certified that no part of the compensation of the analyst(s) was, is, or will be directly or indirectly related to the inclusion of specific recommendations or views in this research. The analyst(s) principally responsible for the preparation of this research report and has taken reasonable care to achieve and maintain independence and objectivity in making any recommendations.

**DISCLAIMER**

This report is for the personal information of the authorized recipient and does not construe to be any investment, legal or taxation advice to you. NBSPL is not soliciting any action based upon it. Nothing in this research shall be construed as a solicitation to buy or sell any security or product, or to engage in or refrain from engaging in any such transaction. In preparing this research, we did not take into account the investment objectives, financial situation and particular needs of the reader.

This research has been prepared for the general use of the clients of NBSPL and must not be copied, either in whole or in part, or distributed or redistributed to any other person in any form. If you are not the intended recipient you must not use or disclose the information in this research in any way. Though disseminated to all the customers simultaneously, not all customers may receive this report at the same time. NBSPL will not treat recipients as customers by virtue of their receiving this report. This report is not directed or intended for distribution to or use by any person or entity resident in a state, country or any jurisdiction, where such distribution, publication, availability or use would be contrary to law, regulation or which would subject NBSPL & its group companies to registration or licensing requirements within such jurisdictions.

The report is based on the information obtained from sources believed to be reliable, but we do not make any representation or warranty that it is accurate, complete or up-to-date and it should not be relied upon as such. We accept no obligation to correct or update the information or opinions in it. NBSPL or any of its affiliates or employees shall not be in any way responsible for any loss or damage that may arise to any person from any inadvertent error in the information contained in this report. NBSPL or any of its affiliates or employees do not provide, at any time, any express or implied warranty of any kind, regarding any matter pertaining to this report, including without limitation the implied warranties of merchantability, fitness for a particular purpose, and non-infringement. The recipients of this report should rely on their own investigations.

This information is subject to change without any prior notice. NBSPL reserves its absolute discretion and right to make or refrain from making modifications and alterations to this statement from time to time. Nevertheless, NBSPL is committed to providing independent and transparent recommendations to its clients, and would be happy to provide information in response to specific client queries.

Before making an investment decision on the basis of this research, the reader needs to consider, with or without the assistance of an adviser, whether the advice is appropriate in light of their particular investment needs, objectives and financial circumstances. There are risks involved in securities trading. The price of securities can and does fluctuate, and an individual security may even become valueless. International investors are reminded of the additional risks inherent in international investments, such as currency fluctuations and international stock market or economic conditions, which may adversely affect the value of the investment. Opinions expressed are subject to change without any notice. Neither the company nor the director or the employees of NBSPL accept any liability whatsoever for any direct, indirect, consequential or other loss arising from any use of this research and/or further communication in relation to this research. Here it may be noted that neither NBSPL, nor its directors, employees, agents or representatives shall be liable for any damages whether direct or indirect, incidental, special or consequential including lost revenue or lost profit that may arise from or in connection with the use of the information contained in this report.

Copyright of this document vests exclusively with NBSPL. Our reports are also available on our website [www.nirmalbang.com](http://www.nirmalbang.com)